

adbri MASONRY

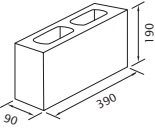
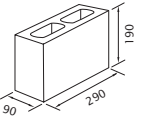
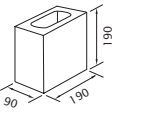
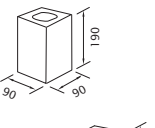
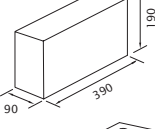
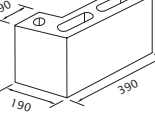
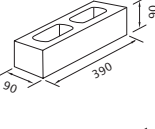
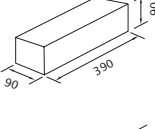
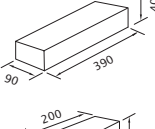
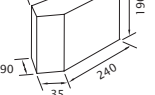
Brick and Block Series

Tasmania Product Guide

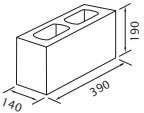
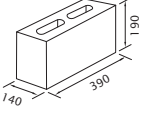
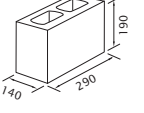
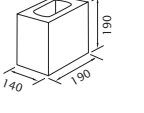
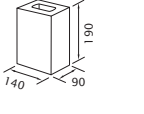
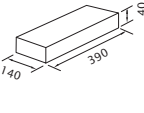
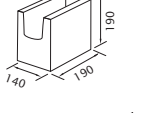
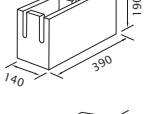
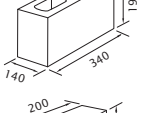
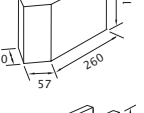
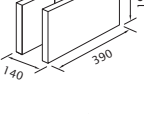

Effective December 1, 2009



100 Series

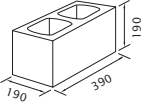
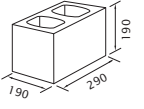
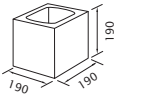
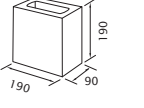
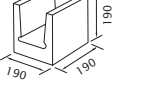
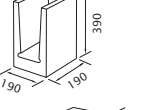


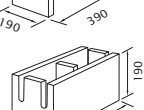
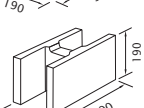
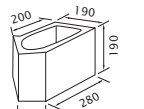
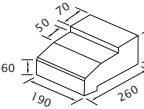
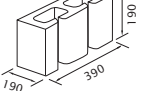

Products	Code	Description	Size (mm) l x h x w	Unit Weight (kg)	No. per tonne	
	Regular	10.01	Natural	400 x 200 x 100	11.66	86
			Litec®		6.8	147
			Elton Cream		11.66	86
	Three Quarter	10.02	Natural	300 x 200 x 100	8.7	115
			Litec®		5.1	196
	Half	10.03	Natural	200 x 200 x 100	5.5	182
			Litec®		3.5	286
	Quarter	10.04	Natural	100 x 200 x 100	2.9	345
			Litec®		1.8	556
	Solid	10.31	Natural	400 x 200 x 100	15.47	65
			Elton Cream		15.47	65
	Return	10.25	Elton Cream	400 x 200 x 200	14.9	67
	Slimline	10.71	Natural	400 x 100 x 100	5.4	185
			Elton Cream		5.4	185
	Split Rock	10.109	Natural	400 x 100 x 100	7.5	133
			Elton Cream		7.5	133
	Split Rock	10.117	Natural	400 x 50 x 100	3.6	278
			Elton Cream		3.6	278
	Squint	10.45	Natural	240 x 200 x 100	8.0	125

150 Series


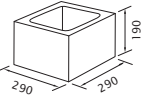
Products	Code	Description	Size (mm) l x h x w	Unit Weight (kg)	No. per tonne
	15.01	Natural	400 x 200 x 150	14.1	71
		Litec®		9.4	107
	15.31 s	Natural	400 x 200 x 150	20.9	48
		Litec®		13.2	76
	15.02	Natural	300 x 200 x 150	11.1	91
		Litec®			
	15.03	Natural	200 x 200 x 150	7.7	130
		Litec®			
	15.04	Natural	100 x 200 x 150	4.5	222
		Litec®			
	15117	Natural	400 x 150 x 150	6	165
	15.13	Natural	200 x 200 x 150	7.2	139
	15.20	Natural	400 x 200 x 150	13.0	77
	15.22	Natural	350 x 200 x 150	12.5	80
	15.45	Natural	260 x 200 x 150	10.0	100
	15.48	Natural	400 x 200 x 150	13.78	73
	15.71	Natural	400 x 100 x 150	6.64	151

*Full solid available to order.

200 Series

Products	Code	Description	Size (mm) l x h x w	Unit Weight (kg)	No. per tonne
	20.01	Natural	400 x 200 x 200	17.01	59
		Litec®		11.1	90
	20.02	Natural	300 x 200 x 200	14.3	70
		Litec®			
	20.03	Natural	200 x 200 x 200	9.0	91
		Litec®			
	20.04	Natural	100 x 200 x 200	5.5	182
		Litec®			
	20.13	Natural	200 x 200 x 200	10.0	100
	20.18	Natural	200 x 400 x 200	15.5	65
	20.934	Natural	400 x 200 x 200	16.4	61
	20.71	Natural	400 x 100 x 200	10.76	93
	20.61	Natural	400 x 200 x 200	15.7	64
	20.20	Natural	400 x 200 x 200	18.9	53
	20.48	Natural	400 x 200 x 200	16.07	62
	20.45	Natural	280 x 200 x 200	16.0	63
	20.38	Natural	190 x 100 x 260	8.0	125
	20.710	Natural	400 x 200 x 190	14.1	71

Special Series

Products	Code	Description	Size (mm) l x h x w	Unit Weight (kg)	No. per tonne
	Common	Natural	230 x 110 x 76	50	254
		Litec®		50	354
	10101b	Elton Cream	400 x 200 x 100	12.5	65
	10101	Cream	400 x 200 x 100 Split	12.5	65
	6038	Natural	190 x 60 x 165	5	200
	30.18	Natural	200 x 400 x 300	19.3	52
	30.934	Natural	400 x 200 x 300	22.9	44
	3002	Natural	300 x 200 x 300	17.6	57
	30.48	Natural	400 x 200 x 300	22.9	44

**Adbri Masonry
Brick and Block Series Product Guide
1st Edition Tasmania**

© December 2009 - Adbri Masonry Pty Ltd

**Litec® is a Registered Trade Mark of Adbri Masonry Pty Ltd or its related entities.
Besser™ is a Registered Trade Mark of Adbri Masonry Pty Ltd or its related entities.
Adbri Masonry is Australia's largest supplier of quality masonry products.**

Adbri Masonry manufactures a large range of concrete products such as; bricks, block and architectural coloured block, decorative wall claddings, retaining wall systems, concrete and wetcast pavers as well as an exceptional range of environmental products. These products are used in many large scale civil projects as well as in thousands of backyards throughout Australia.

Adbri Masonry is a wholly owned subsidiary of Adelaide Brighton Ltd, a top 200 ASX listed public company.

Adbri Masonry was formed in July 2008, bringing together two reputable brands, C&M Brick and Hanson Building Products. Both Hanson Masonry and C&M Brick boast proud histories and both have been foundation companies whose products have helped to build the face of the Australia we now know. From Hanson pavers in Cairns Airport to C&M Brick's paving in the Homebush Olympic village, many of Australia's iconic projects have utilised the quality products from these two trusted companies.

For further advice, talk to your local Adbri Masonry Sales Specialist.

For more information call:
1300 365 565

Adbri Masonry Pty Ltd
ABN: 31 009 687 521

www.adbrimasonry.com.au